

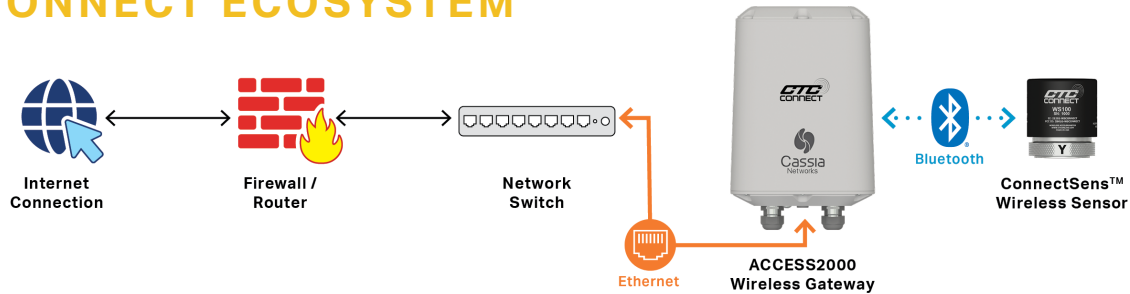
GTC CONNECT



WIRELESS CONDITION MONITORING SOLUTIONS
FOR SOFTWARE INTEGRATORS

WIRELESS DATA COLLECTION DONE DIFFERENTLY

THE CONNECT ECOSYSTEM



Example shown is the preferred configuration for stability; for Wi-Fi connection from gateway to web app, or cellular and satellite remote management and backhaul, please see product datasheets.

WHAT WE OFFER

CTC Connect is a line of wireless hardware for dynamic vibration signal or overall vibration signal with digital data transmission. CTC Connect products were designed based on inputs from hundreds of wireless hardware users from around the world. The result of our extensive research and collaboration is a wireless ecosystem designed specifically for the needs of software integrators.

The CTC Connect ecosystem offers you the highest quality wireless hardware system on the market, with industry-leading **Bluetooth®** line-of-sight range, and is designed for integration into 3rd-party vibration analysis software. Our complimentary ConnectView Web Application comes preloaded on Connect Wireless Gateways and provides basic vibration monitoring management tools and device management options like sensor configuration, battery level information, and more. When used with 3rd-party vibration analysis software, our wireless sensors and gateway can be harnessed for advanced data analysis that meets your specific needs.



CTC ConnectView Basic Vibration Tools & Device Management Web App

The ConnectView Web App comes preloaded on all Connect Wireless Gateways with no need for additional downloads. All data is stored locally on the gateway and is accessible via your plant's network.



FREE API Integration

Our API allows users to utilize 3rd-party web app or software (such as OEMs or plants requiring customized solutions) to communicate with CTC ConnectSens Wireless Sensors.



Plug and Play Solutions For Reliability Professionals

Our CTC Connect hardware integrates effortlessly with software solutions provided by our vetted and approved partners, ensuring you have everything required for efficient and accurate monitoring.

CTC WIRELESS HARDWARE BENEFITS

- › Up to four years of unattended, autonomous operation
- › User-replaceable 3.6V 1Ah Lithium Thionyl Chloride Primary battery
- › Completely tailor your approach:
 - › User-customizable settings to monitor the most important frequency ranges for your application
 - › Trigger a reading on demand or at preset intervals

STATE OF THE ART HARDWARE + 1 YEAR WARRANTY

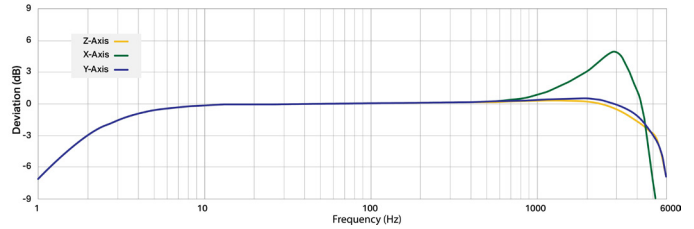
SELECTING YOUR CONNECT HARDWARE

Process Control Monitoring

Overall vibration sensor with temperature output that advertises periodic overall vibration levels (RMS, Peak, or Pk-Pk) over **Bluetooth®** Low Energy 5.2 which can be picked up by a Connect Gateway:



WS100 Series
ConnectSens Wireless Sensor - Triaxial Overall Vibration Signal with Temperature Output



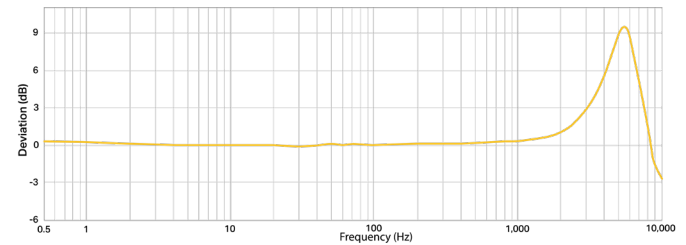
High frequency 2 Hz - 5 kHz only; not reflective of results on other frequency ranges

Dynamic Data Capture

All-in-one wireless vibration sensors with built-in temperature outputs:



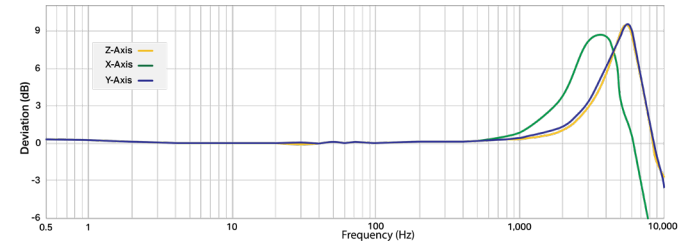
WS200 Series
ConnectSens Wireless Sensor - Single Axis Dynamic Vibration Signal Capture with Temperature Output



25.6 kHz sampling frequency is required to utilize full bandwidth shown



WS300 Series
ConnectSens Wireless Sensor - Triaxial Dynamic Vibration Signal Capture with Temperature Output



25.6 kHz sampling frequency is required to utilize full bandwidth shown

SENSOR SPECIFICATION HIGHLIGHTS*

Specification	WS100 Series	WS200 Series	WS300 Series
Number of Axes Measured	Triaxial Measurement	Single-Axis Measurement	Triaxial Measurement
Resonant Frequency	5.5 kHz	5.5 kHz	5.5 kHz
Reading Duration	500 ms	Dependent on Number of Samples & Sensor Configuration Settings	Dependent on Number of Samples & Sensor Configuration Settings
Reading Interval	Factory-Configurable in Hours From 1 - 24	User-Configurable in Hours From 0 - 24 **	User-Configurable in Hours From 0 - 24 **
Battery Life	1 - 4 years ***	1 - 4 years ***	1 - 4 years ***
Output Format	Overall Vibration in Peak, RMS, and Pk-Pk	Dynamic Vibration Waveform Samples	Dynamic Vibration Waveform Samples
Temperature Range	-40 - 80 °C	-40 - 80 °C	-40 - 80 °C

* Specifications are only accurate when used with a CTC Connect Gateway. If using an alternative method to receive your sensor signal, differences may occur in your actual line of sight range, battery life, and other specifications.

** With a value of 0, the sensor will take a reading triggered through the Connect Gateway (manual reading or user-configured intervals under 1 hour). If a new hourly rate is desired, this can also be configured through the gateway.

*** Achievable battery life depends on environmental conditions, configuration options, and sensor use. CTC recommends replacing the battery every four years, regardless of remaining battery life reported by the Web App, due to effects of battery degradation over time. If operating above 50 °C, replace the battery in half that time.

STATE OF THE ART HARDWARE + 1 YEAR WARRANTY



ACCESS360 ConnectBridge™ Gateway

All Connect-compatible devices can be used with our ACCESS360 Gateway, which serves as the connection between CTC Connect-compatible hardware and CTC ConnectView Web App. The ACCESS360 can both send and receive data between your CTC Connect-compatible hardware and a TCP/IP network, functioning as both a network controller and a digital gateway. It can service 10 sensor inputs* - mix and match WS100, WS200, and WS300 sensors.

The gateway is stored in a durable, NEMA 4X (IP67-rated) enclosure and powered over Ethernet†. Each gateway includes an 32GB SD card where readings/data are stored, so in remote applications or if the gateway is not connected to a network, the SD card can be removed and connected to a computer to download data into the CTC ConnectView Web App or 3rd-party vibration analysis software.

**Each ACCESS360 is capable of discovering more than 10 dynamic sensors; however, each gateway is only capable of maintaining 10 active BLE connections at once. Sensors beyond this will be in advertising mode until there is time to service them. CTC recommends 1 ACCESS360 per 10 dynamic sensors for maximum validated and supported system performance.*

†For remote applications where you cannot run PoE from your primary network, a 3rd-party PoE Injector is required.

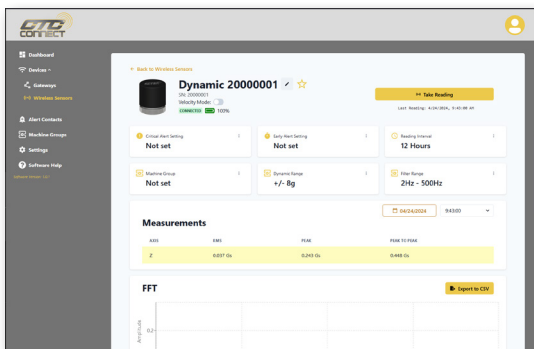
ACCESS2000 Long-Range Gateway

All Connect-compatible devices can be used with the ACCESS2000 Gateway. The gateway serves as the link between CTC ConnectSens wireless sensors and your preferred data analysis platform, including the CTC ConnectView Web App. It can send and receive data between ConnectSens hardware and a TCP/IP network over Wi-Fi or Ethernet, operating as both a wireless network controller and a digital gateway. It can service 30 sensor inputs‡ - mix and match WS100, WS200, and WS300 sensors.

ACCESS2000 is housed in a durable, IP66-rated ABS enclosure and can be powered via DC input or Power over Ethernet. Each unit includes 64 GB of onboard storage, allowing data to be retained locally for remote installations or situations where network access is unavailable. Stored readings can be downloaded and imported into the CTC ConnectView Web App or third-party vibration analysis software, giving users flexibility in how they access and manage data while maintaining seamless integration within the broader Connect Wireless Ecosystem.



‡Each ACCESS2000 is capable of discovering more than 30 dynamic sensors; however, each gateway is only capable of maintaining 30 active BLE connections at once. Sensors beyond this will be in advertising mode until there is time to service them. CTC recommends 1 ACCESS2000 per 30 dynamic sensors for maximum validated and supported system performance.



The Bluetooth® word mark and logos are registered trademarks owned by Bluetooth SIG, Inc. and any use of such marks by Connection Technology Center, Inc. (CTC) is under license. Other trademarks and trade names are those of their respective owners.

ConnectView™ Web App

CTC's complimentary ConnectView Web App is a user-friendly platform that comes preloaded on Connect Gateways. The web app offers basic vibration tools and device management functionality, including:

- » Configure WS200 and WS300 Series Sensor *(Please note, WS100 is factory configurable only)*
- » Nickname sensors
- » Set critical and early alert values which can be viewed through the ConnectView Web App
- » Create machine groups
- » View battery life
- » Request readings on demand *(WS200 & WS300 only)*
- » View basic vibration data:
 - » WS100 - View overall vibration amplitude data in RMS, Peak, and Peak to Peak
 - » W200 & WS300 - View Time Waveform and FFT data

The web app is designed to be integrated with 3rd-party vibration analysis software for advanced analysis functions and is not intended to provide in-depth analysis features.